

K-3

Aprendamos sobre España

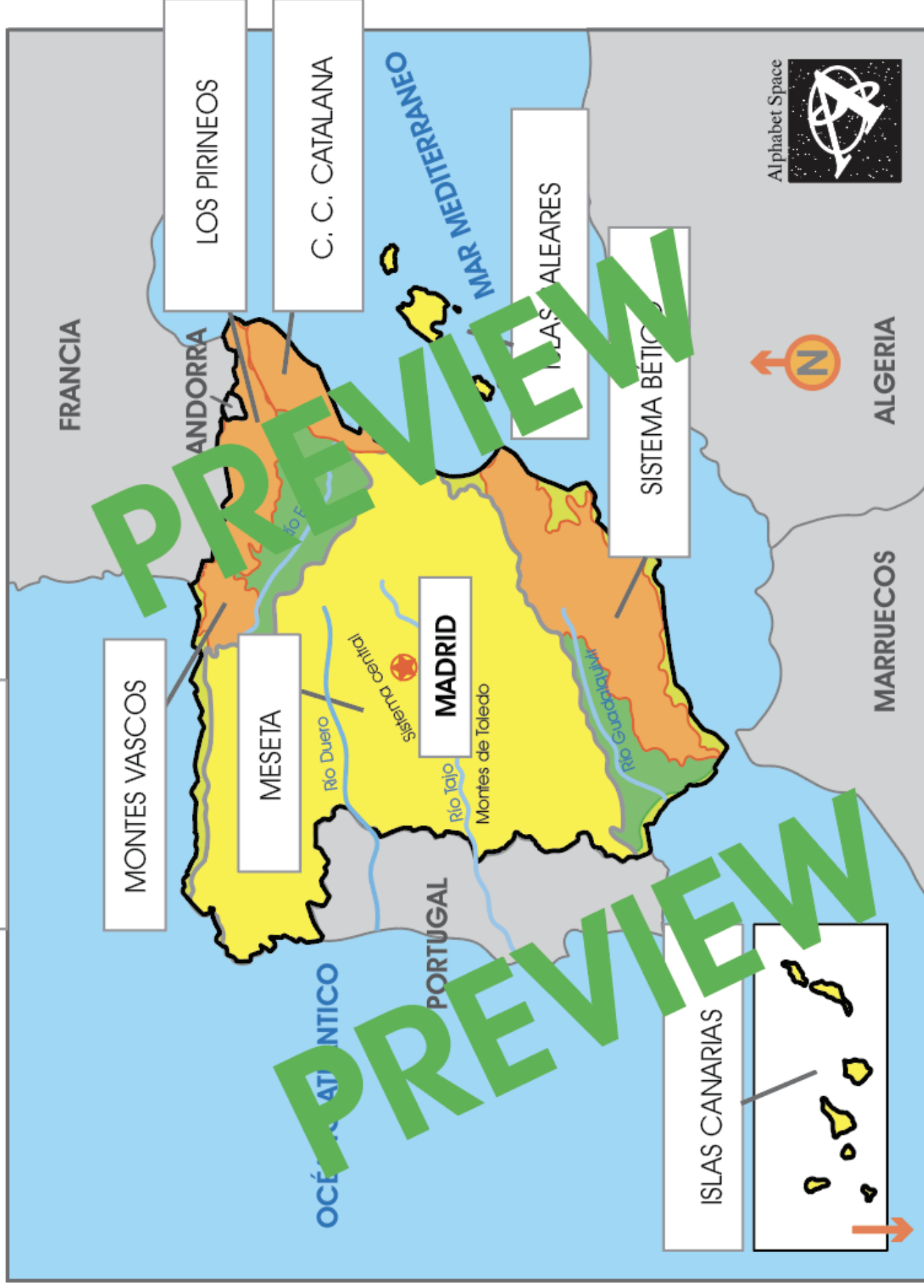
Let's learn about
Spain

By: Maria G. Acuña




©2024 Maria Acuña

GEOGRAFÍA DE ESPAÑA

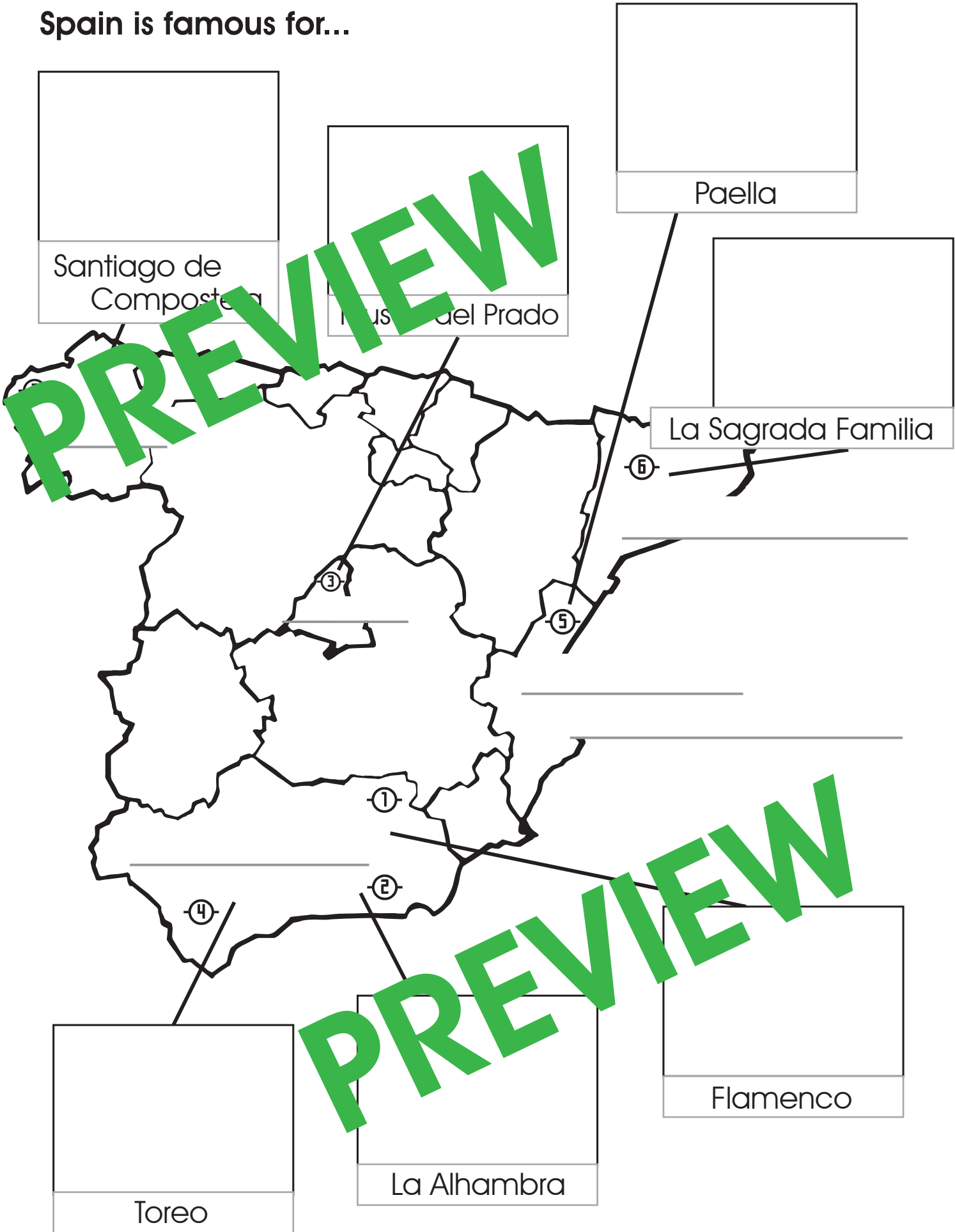


GEOGRAFÍA DE

NOMBRE:



Spain is famous for...



Material needed for Pg. 8

Photo Reference Page for Spain is famous for....



La Historia de España 1

The History of Spain Part 1



36,000 BCE

Humans are believed to have entered the Iberian Peninsula about 500,000 to 1 million years ago. Paintings from 36,000 years ago have been found in a cave in Altamira in the north of Spain.



3,000 BCE

About 3,000 BCE the Iberians settled and farmed in the Iberian Peninsula. One of their beautiful creations was discovered in 1897. It is called "La Dama de Elche" or The Lady of Elche.



218 BCE

Romans landed in the Iberian peninsula in 218 BCE. They built roads, towns, and even aqueducts like the one in this photo in Segovia. Through their language, Latin they gave Spain its name "Hispania" and the Spanish language (Castellano).



711 CE


Muslim forces led by Tariq Ibn Ziyad conquer parts of Spain, establishing the "Al-Andalus" kingdom. They create many prosperous cities where Christians, Jews, and Muslims coexist, fostering knowledge exchange. This is probably the most beautiful palace they built in Spain: "La Alhambra" in Granada.

To be continued...

La Cueva de Altamira

Draw and color this bison from Altamira's Cave.

Nombre: _____



PREVIEW

PREVIEW

PREVIEW

This book has two other parts of the history of Spain until current times!


PREVIEW

The Flag of Spain

Name: _____



Color the flag of Spain below
and copy the information below!



The flag of Spain is yellow and red.
It has the coat of arms of Spain on the left side.



Cultura de España: Artistas Visuales

Spain's Culture: Visual Artists

There are many famous artists from Spain. These are the most famous world wide.

Golden Age Painters:

El Greco (1541-1614): A Greek-born painter who settled in Spain. El Greco's elongated figures and dramatic lighting created a unique, mystical style. His "View of Toledo" captures the city's essence with expressive brushwork.

Diego Velázquez (1599-1660): A master of portrait and court painter to King Philip IV, Velázquez redefined portraiture with more realism and psychological depth. His masterpiece, "Las Meninas," remains a marvel of composition and illusionism.

Francisco de Goya (1746-1828): Spanning the Enlightenment and Romanticism, Goya's work tackled social and political issues with powerful imagery. His "Los Caprichos" series satirized Spanish society, while "The Disasters of War" depicted the horrors of the Napoleonic Wars.

Modern Masters:

Pablo Picasso (1881-1973): Arguably the most influential artist of the 20th century, Picasso co-founded Cubism and explored countless styles throughout his career. "Guernica," his anti-war masterpiece, remains a powerful symbol.

Salvador Dalí (1904-1989): A leading figure in Surrealism, Dalí's dreamlike, often creepy imagery explored the subconscious and human desire. His melting clocks in "The Persistence of Memory" from 1931 are an iconic example.

Joan Miró (1893-1983): Influenced by Surrealism and folk art, Miró's playful, dreamlike paintings and sculptures celebrated imagination and spontaneity. He really loved the circle and this shape is in many of his paintings like "Femme, Oiseau, Étoile".

María Blanchard (1881-1932): A painter associated with the Cubist and School of Paris movements. She explored themes of solitude, melancholy, and the female experience in her art. (Woman, Bird, Star) from 1966-1973.



Mi Pintura imitando a...


Choose a Spanish painter and try to copy their style below.



PREVIEW

Let's learn about Spain!

¡Hola! Are you ready for a trip you will never forget? ¡Vamos a España! Yes! Spain! I'm Urix a Space Friend and I will take you to Spain! Come with me and My Space Friends® and we will learn many things about Spain. We will study its rich history and some geographical aspects like its neighbors and regions. We will also enjoy its culture with its great artistic legacy, cuisine and the very unique traditions of its people.



Tllxy



Lesson Plans (Pg 2-8)

Pg.	Activity	Materials & Links
2	<p>Fill in your Passport information.</p> <p>Explain to students the use of first names and last names in Spanish speaking countries and have students fill in their information.</p>	<p>Book on Pg. 2</p> <p>Whiteboard to show how to write dates.</p>
3 & 4	<p>Go over location of Spain</p> <p>Read text on Pg. 3. Show them Spain in maps. Have them label and color the map on Pg. 4 using the map on Pg. 3 as reference.</p>	<p>Book on Pg. 3 & 4</p> <p>Link about location: https://alphabetspace.com xxxxxxxxxxxxxxxxxxxx</p>
5 & 6	<p>Read about the geography of Spain. Then have students label and color the map on Pg. 6. Students can use the map on Pg. 5 as a reference.</p>	<p>Book on Pg. 5 & 6</p> <p>Link about geography: https://alphabetspace.com xxxxxxxxxxxxxxxxxxxx</p>
7 & 8	<p>Talk about the autonomous communities of Spain (States). Use Slides presentation. Students label and cut the photos and place them where they go according to the number. (The photos are after these lesson plans.)</p>	<p>Book on Pg. 7 & 8</p> <p>Link about autonomous communities: https://alphabetspace.com xxxxxxxxxxxxxxxxxxxx</p>